








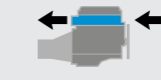
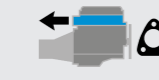



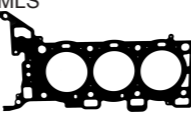








DAEWOO/CHEVROLET

Ltr.    1
 3,0 A 30 XH LF1 190 kW (258 PS) CAPTIVA 01/10→

									
	H40465-00 R MLS  H40466-00 L MLS 	T80699-00 	2x X59497-01 L  X59509-01 R 	N93128-00 2x 			X82527-01 	2x 70-31414-10 	P77666-01 K ← 50x70x11 AB SL RD PTFE

Ref. GLASER GLASER-Nr. GLASER-No. Réf. GLASER Rif. GLASER Glaser No.	Ref. GLASER GLASER-Nr. GLASER-No. Réf. GLASER Rif. GLASER Glaser No.	Ref. GLASER GLASER-Nr. GLASER-No. Réf. GLASER Rif. GLASER Glaser No.	Ref. GLASER GLASER-Nr. GLASER-No. Réf. GLASER Rif. GLASER Glaser No.	Ref. GLASER GLASER-Nr. GLASER-No. Réf. GLASER Rif. GLASER Glaser No.	Ref. GLASER GLASER-Nr. GLASER-No. Réf. GLASER Rif. GLASER Glaser No.	Ref. GLASER GLASER-Nr. GLASER-No. Réf. GLASER Rif. GLASER Glaser No.	Ref. GLASER GLASER-Nr. GLASER-No. Réf. GLASER Rif. GLASER Glaser No.	Ref. GLASER GLASER-Nr. GLASER-No. Réf. GLASER Rif. GLASER Glaser No.	Ref. GLASER GLASER-Nr. GLASER-No. Réf. GLASER Rif. GLASER Glaser No.
H40465-00 H40466-00 N93128-00 P77666-01 T80699-00 X59497-01 X59509-01 X82527-01 70-31414-10									